



Super-Bond Universal Kit

Super-Bond Catalyst V	0.7mL
Super-Bond Quick Monomer	10mL
Super-Bond Universal Polymer (Clear)	3g
Super-Bond Universal Polymer (Radiopaque)	5g
Teeth Primer	3mL
M&C PRIMER A	2mL
M&C PRIMER B	2mL
Dispensing Stand	1
Dispensing Cups	20
Measuring Spoon (Standard)	1
Brush Handle (Bent)	1
Brush Tips (Brush-dip L)	10
Brush Tips (Brush-dip LL)	10
Spatula (Grey)	1



Super-Bond Universal Starter Kit

Super-Bond Catalyst V	0.3mL
Super-Bond Quick Monomer	3.5mL
Super-Bond Universal Polymer (Clear)	3g
Teeth Primer	3mL
M&C PRIMER A	2mL
M&C PRIMER B	2mL
Dispensing Stand	1
Dispensing Cups	20
Measuring Spoon (Standard)	1
Brush Handle (Bent)	1
Brush Tips (Brush-dip LL)	10
Spatula (Grey)	1

Refills and Accessories (sold separately)

Catalyst V



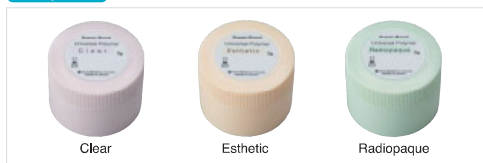
Super-Bond Catalyst V
0.7mL

Monomer



Super-Bond Quick Monomer
10mL

Polymer



Clear

Esthetic

Radiopaque

Super-Bond Universal Polymer
Clear 3g / Esthetic 3g / Radiopaque 5g

Primer

For Enamel, Dentin



Teeth Primer
3mL

For Precious Metal, Lithium Disilicate,
Porcelain, Zirconia, Resin composite



M&C PRIMER
M&C PRIMER A 5mL / M&C PRIMER B 5mL



Brush Tips
(Brush-dip S)
10pcs



Brush Tips
(Brush-dip L)
10pcs



Brush Tips
(Brush-dip LL)
10pcs



Brush Handle
(Bent)



Brush Handle
(Straight)



Dispensing Stand



Dispensing Cups 40pcs



Measuring Spoon
(Small)



Measuring Spoon
(Standard)



Measuring Spoon
(Large)



Spatula (Grey)

Super-Bond

Dental Adhesive Resin Cement

Universal Kit

Universal Starter Kit



What is Super-Bond?

Super-Bond is a self-cured adhesive resin cement having high bond strength and biocompatibility. They were first launched in 1982. Since then, it has a long clinical track record in many countries. And it has been introduced as "4-META/MMA-TBB resin" in many literatures.

Super-Bond
Since 1982

- 1982** Orthomite Super-Bond
Orthodontic adhesive
- 1983** Super-Bond C&B
Addition to a clinical indication of dental adhesive resin cement
- 2000** Super-Bond C&B
Improved operability of Bulk-mix technique with "Polymer L-type"
- 2009** Super-Bond C&B Brush-dip Kit
Super-Bond C&B Bulk-mix Kit
Improved operability of Bulk-mix and Brush-dip techniques, respectively
- 2019** Super-Bond Universal Kit
Applicable both techniques of Bulk-mix and Brush-dip with the product by the introduction of "Universal Polymer", improved operability of pre-treatment with Teeth Primer and M&C PRIMER

Long lasting clinical cases

Adhesion bridge with Bulk-mix technique



Losing upper first premolar.



The abutment surfaces were etched with phosphoric acid gel. The inner surface of the type IV gold alloy was sandblasted, treated with primer for precious metal and bonded by using Super-Bond C&B.



After setting, occlusal surface.

Clinical photos provided by Dr. M. Nakamura



18 years have passed. The progress is good.

Direct bond bridge with Brush-dip technique



Edge-to-edge occlusion with congenitally missing maxillary lateral incisors and a posterior crossbite.



Resin denture teeth were selected that matched the color of the proximal teeth.



Clinical photos provided by Dr. F. Miura, emeritus professor, Tokyo Medical and Dental University



The abutment surfaces were etched with phosphoric acid. The resin denture teeth were bonded by using Orthomite Super-Bond.



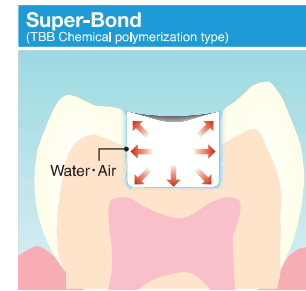
15 years and 3 months have passed. The progress is good.

Why Super-Bond has been used?

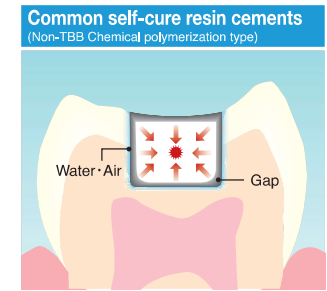
Unique Adhesion

The polymerization system of "Super-Bond"

Catalyst V which has TBB as its main component shows a characteristics of polymerizing from the tooth surfaces which air and water exist. Therefore, it shows a stable adhesion and durability even the oral cavity in a wet environment. Also we can expect a prevention from secondary caries.



It polymerizes from the cavity wall which air and water exist.




Since the polymerization proceeds from the inside of resin which has no air or water, the gap easily occurs between the tooth and the resin.

Resistant to external stress

Moderate toughness and flexibility

The cured resin of Super-Bond has a moderate toughness and flexibility so that it will absorb external stress.

Three-point bending test (ISO4049)



(Source: Sun Medical Co., Ltd.)

Super-Bond's flexibility reduces the risk of fracture.

Biocompatibility

Cell proliferation test ^{a)}

Fibroblast cells were cultured for 4 days in dishes with various adhesives. The cells cultured with 4-META/MMA-TBB resin remained alive during experimental periods. It seems that the 4-META/MMA-TBB resin caused almost no cytotoxic damage to the cell.

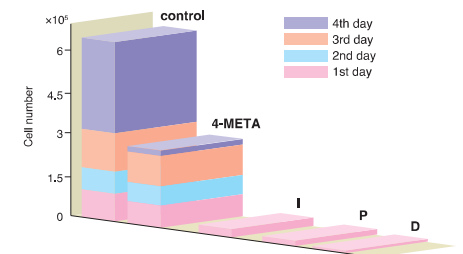


Fig. Results of cell proliferation test on the 4-META, I, P, D: other dental materials
a) Inoue T, Miyakoshi S, Shimono M: Dentin pulp/adhesive resin interface. Biological view from basic science to clinic. Proc Int Conf Dent/Pulp '95, 217-220, 1995.

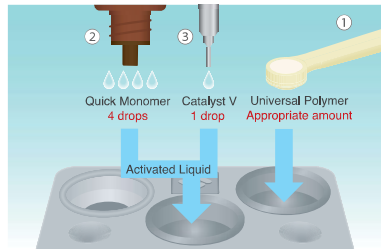
Multi-Purpose Use

Super-Bond can be used for many clinical cases.

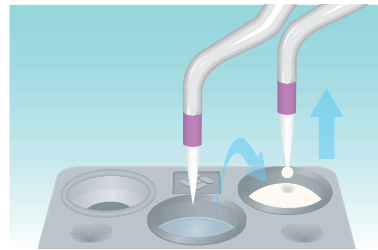
	Super-Bond	2 Paste Type
Cementation of prostheses (inlays, onlays, crowns, bridges, veneers and root posts)	✓	✓
Orthodontic application	✓	—
Repair of prostheses	✓	—
Direct fixation of mobile teeth	✓	—
Direct bonded bridge	✓	—

One product for many clinical cases (In case of Super-Bond Universal Kit)

Brush-dip technique : Bonding for the relatively narrow areas

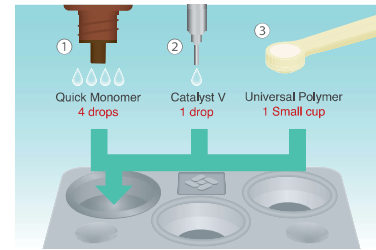


Quick Monomer	4 drops	👉👉👉👉
Catalyst V	1 drop	👉
Universal Polymer	Appropriate amount	

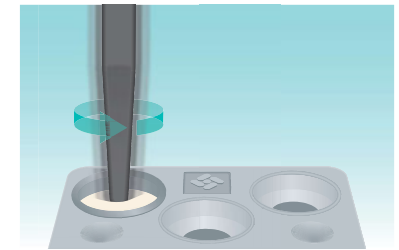


Wet the Brush Tip with the Activated Liquid then pick up Polymer powder. Transfer and apply the Polymer ball on to the surface to be bonded.

Bulk-mix technique : Bonding for the relatively wide areas



Quick Monomer	4 drops	👉👉👉👉
Catalyst V	1 drop	👉
Universal Polymer	1 Small cup	👉



After mixing, load the cement mixture to the prosthesis.

Recommended clinical indications



Direct fixation of mobile teeth



Direct bonded bridge



Orthodontic application



Repair of fractured prostheses

Recommended clinical indications



Crowns



Bridges



Root posts



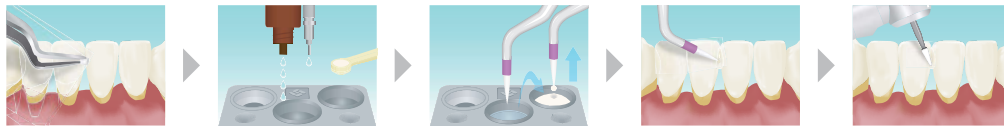
Onlays/Inlays



Veneers

Basic procedure for Brush-dip technique

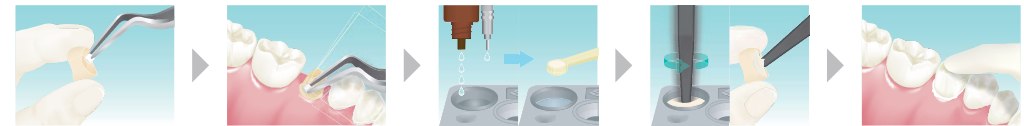
Direct fixation of mobile teeth



- ①Pre-treat teeth,
- ②Dispense each component to cups,
- ③Prepare a polymer ball.
- ④Apply the polymer ball.
- ⑤After cure, polish,

Basic procedure for Bulk-mix technique

Cementing of a crown



- ①Pre-treat a crown,
- ②Pre-treat a tooth,
- ③Dispense each component to a cup.
- ④Mix it and apply,
- ⑤Seat the crown and remove excess cement.

Appropriate pre-treatment agents will bring a durable bonding performance

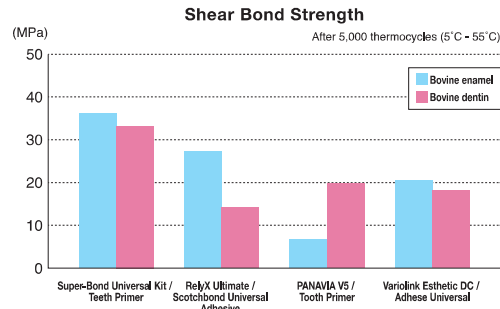
Test: Shear Bond Strength (ref. ISO16506).

Super-Bond Universal Kit was self-cured. The other materials were light-cured according to the manufacturer's instruction.

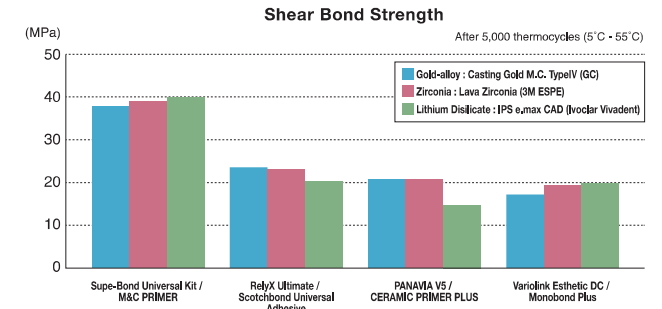
Gold-alloy and Zirconia were sandblasted before pre-treatment. Lithium Disilicate was etched by Hydrofluoric acid (HF) before pre-treatment.

Source: Sun Medical Co., Ltd.

For Tooth Surface:
Teeth Primer



For Prostheses:
M&C PRIMER



Super-Bond Universal Kit

New

Super-Bond Universal Kit

Super-Bond Catalyst V	0.7mL
Super-Bond Quick Monomer	10mL
Super-Bond Universal Polymer (Clear)	3g
Super-Bond Universal Polymer (Radiopaque)	5g
Teeth Primer	3mL
M&C PRIMER A	2mL
M&C PRIMER B	2mL
Dispensing Stand	1
Dispensing Cups	20
Measuring Spoon (Standard)	1
Brush Handle (Bent)	1
Brush Tips (Brush-dip L)	10
Brush Tips (Brush-dip LL)	10
Spatula (Grey)	1



Operation

Super-Bond Universal Polymer improves operability

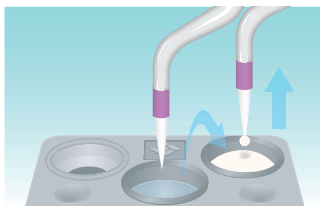
Universal Polymer can be used for both Brush-dip and Bulk-mix techniques, so it enables the operation easier.

New

Universal Polymer	Clear	Esthetic	Radiopaque
Brush-dip technique		✓ ✓	
Bulk-mix technique		✓ ✓	

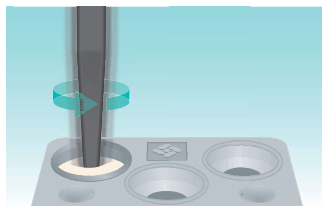
Brush-dip technique

• Making a polymer ball becomes easier.



Bulk-mix technique

• Possible mix it under a room temperature.
• Easy to remove excess resin.



Universal Polymer

Super-Bond Universal Polymer is easy to use for both Brush-dip and Bulk-mix techniques.

Pre-treatment for various prostheses

Teeth Primer: For both enamel and dentin, no need to rinse

M&C PRIMER: For various prostheses.
(Precious Metal, Lithium Disilicate, Porcelain, Zirconia, Resin composite etc.)

Easy to remove excess resin

Compared to the conventional Polymer, easy to remove excess resin.

Pre-treatment

Super-Bond Universal Kit simplifies pre-treatment for various prostheses.

Tooth

Enamel & Dentin



Teeth Primer

New

Enamel



Super-Bond C&B Red Activator



Enamel Etchant Gel

Dentin



Super-Bond C&B Green Activator



Dentin Etchant Gel

Prostheses

Precious Metal,
Lithium Disilicate,
Porcelain,
Zirconia,
Resin Composite,
etc.



M&C PRIMER

New

*Any pre-treatment is unnecessary for non-precious metal when using Super-Bond.